

Digital Camera

Caplio 500SE

Wireless & Tough



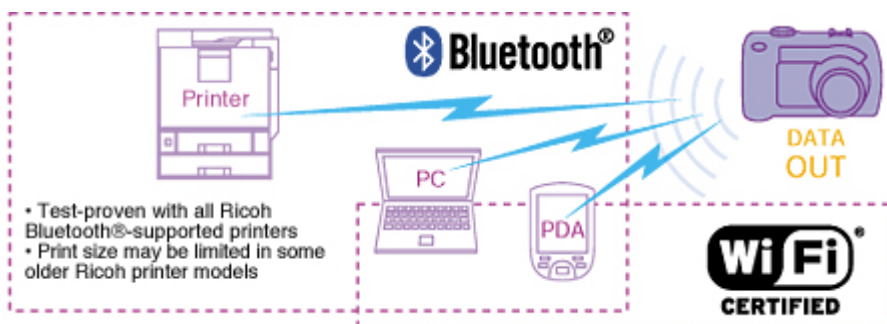
Feature 1

Wireless communications with various devices Built-in

Bluetooth® Ver.2.0+EDR & Wireless LAN IEEE802.11b/g*

*model W only

Easily transfer photo data to PCs and other devices supporting Bluetooth® and/or wireless LAN. By simplifying the process of transferring data, this feature greatly improves work efficiency.



Add location information to your photo data by connecting with a Bluetooth® equipped GPS device

Connect Caplio 500SE wirelessly with a Bluetooth® compatible GPS device to add location information to your photo data. This feature is especially useful in disaster situations and when managing building construction data. No complicated settings are required: just wirelessly connect the GPS device. Caplio 500SE automatically recognizes it the next time their power is turned on.



Photo is simulated. Actual appearance may differ.

Tough enough to withstand being dropped from a height of 1 meter

In drop testing performed in accordance with US department of Defense standards [MIL-STD-810F, Method 516.5, Procedure IV (Transit Drop Test)*] , the Caplio 500SE passed the 1-meter shock resistance test.

- *Dropped in power-off mode. It is guaranteed neither breakdown nor not to damage.

Excellent water, dust and cold resistance in severe work environments

Since the body meets JIS Class 7 Protection Standards, you can freely wash dirt off the camera, shoot in rainy conditions, and even shoot 1 meter under water*. The Caplio 500SE is also extremely resistant to dust and sand, thanks to full compliance with JIS Class 5 Protection Standards.


Moreover, weather as cold as -10°C is no problem. With the Caplio 500SE, you can shoot in some of the world's toughest environments.

- * For less than 30 minutes.

- **Feature 2**


- **Antiblur function minimizes blurring**

Caplio 500SE effectively reduces camera shake blur by combining high ISO settings with fast shutter speeds. Now you can shoot with greater confidence in dark situation.



(Image is simulated.)


- **Built-in flash with a maximum range of 10m**
- The built-in flash unit allows clearer shooting in a wider range of situations. Its powerful illumination extends 10 meters in wide-angle shots and 6.5 meters in telephoto shots.



(Image is simulated.)

- **Large, easy-to-view 2.5-inch LCD screen**
- The large LCD screen features an anti-reflection coating for clearer viewing in daylight outdoors. You can easily adjust screen brightness to optimize image clarity. There is also an optical viewfinder, so you can use whichever is right for the situation, for more reliable photography.
- **Wide coverage with 28mm wide-angle zoom lens**
- Ricoh's 28mm wide-angle zoom lens can capture larger areas than the 35mm lenses of conventional digital cameras. When there is limited space to maneuver, you can more easily capture an entire building or construction site with Caplio 500SE.
- **Advanced 1cm macro photography**
- Capture subjects as close as 1cm away in the macro wide-angle mode or 10cm away in the tele-macro mode. The built-in flash unit illuminates subjects as close as 20cm from the camera.

- **Large buttons and dials**



- All buttons and dials are large enough to ensure you can easily operate the camera even when wearing gloves.
- **Camera memos enable easy sorting, searching and management of images**
- Load memo items preset with a computer and add them to shot still images. There are two types of camera memos: text and voice memos.
- **Barcode memo function for temporary memos**
- Shoot one-dimensional barcodes with the Caplio 500SE and register the barcode photos as temporary memos.

(model W only)

Caplio 500SE Major Specifications

Item	Description
CCD	Effective 8.13 million pixels (8.30 million square pixels), 1/1.8-inch primary-color CCD
Lens	Focal length f : 5.8-17.4mm (equivalent to 28-85mm for 35mm film cameras) Step-zoom intervals: 4 steps (28mm, 35mm, 50mm, 85mm) Aperture F: 2.5 (W)-4.3 (T)
Recording Media	SD Memory Card™ (3.3V 32/64/128/256/512MB/1GB), Multi Media Card™, Built-in Memory 26MB
Recording Mode	Still mode (Continuous, S-Continuous, M-Continuous), Scene mode (High-sensitivity, Fire, Skew Correction, Text, Zoom Macro), Motion mode, Sound mode
LCD Monitor	2.5" translucent amorphous silicon TFT LCD (approx. 153,000 pixels)
Dimensions (W x D x H)	133.0 x 78.5 x 74.0mm (excluding projections)
Weight	Approx. 430g (excluding battery, SD Memory Card, hand strap) Accessories (battery, hand strap) approx. 50g
Power Source	Rechargeable battery (DB-43) x 1, AA battery x 2 , AC adaptor (AC-4d)
Bluetooth® Communication Port	Communication Method: Bluetooth® standard version 2.0+EDR Output: Bluetooth® standard Power Class 2 Supported Bluetooth® profiles: BIP, OPP, SPP
Wireless LAN Communication Port(Only for Caplio 500SE-W)	Compliance Standard: IEEE802.11b/g Security Protocol: WEP (64/128bit), WPA-PSK (TKIP/AES), WPA2-PSK (TKIP/AES)

Products confirmed compatible with Caplio 500SE

Caplio 500SE holds Bluetooth® Ver. 2.0-EDR logo certification (B011953)

Printers	Bluetooth-compatible Ricoh printers <ul style="list-style-type: none">• *Bluetooth-compatible unit is required.• *Size of images printed with some former model printers may be limited when connecting via Bluetooth.
GPS	Fortuna Slim GPS Globalsat BT-359 Wintec WBT-100

- *Please confirm compatibility with the manufacturer when purchasing.
- *Company and product names herein are trademarks or registered trademarks of their respective owners.